



MEN - TEAM - Results



| Pos. | Name | Game 1 | Game 2 | Game 3 | Game 4 | Game 5 | Game 6 | Total | Average |
|------|--------------------|--------|--------|--------|--------|--------|--------|-------|---------|
| 1. | GERMANY | | | | | | | | |
| | DUDA Daniel | 229 | 191 | 182 | 204 | 204 | 244 | 1254 | 209,00 |
| | KLOTZ Sebastian | 179 | 225 | 191 | 158 | 227 | 170 | 1150 | 191,67 |
| | VETTER Holger | 218 | 176 | 168 | 153 | 222 | 226 | 1163 | 193,83 |
| | LINDEMANN Kevin | 175 | 195 | 217 | 180 | 256 | 234 | 1257 | 209,50 |
| | WILDENHAYN Simon | 232 | 188 | 222 | 191 | 237 | 204 | 1274 | 212,33 |
| | | 0 | 0 | 0 | 0 | 0 | 0 | 0 | 0,00 |
| | | 1033 | 975 | 980 | 886 | 1146 | 1078 | 6098 | 203,27 |
| 2. | RUSSIA | | | | | | | | |
| | GRIGORYEV Vladimir | 234 | 245 | 165 | 189 | 206 | 238 | 1277 | 212,83 |
| | DROZHBIN Aleksei | 233 | 176 | 234 | 280 | 234 | 134 | 1291 | 215,17 |
| | STEPHIN Aleksei | 222 | 204 | 165 | 0 | 0 | 0 | 591 | 98,50 |
| | SAVCHENKO Alexsei | 229 | 197 | 172 | 145 | 198 | 195 | 1136 | 189,33 |
| | KHOMUDYAROV Maxim | 222 | 169 | 177 | 193 | 193 | 215 | 1169 | 194,83 |
| | AKOPYAN Arsen | 0 | 0 | 0 | 177 | 236 | 164 | 577 | 96,17 |
| | | 1140 | 991 | 913 | 984 | 1067 | 946 | 6041 | 201,37 |
| 3. | UKRAINE | | | | | | | | |
| | DANYLIUK Vadym | 202 | 213 | 226 | 198 | 263 | 159 | 1261 | 210,17 |
| | DIDORENKO Nazar | 181 | 209 | 212 | 191 | 200 | 226 | 1219 | 203,17 |
| | SHCHERBAKOV Dmytro | 205 | 255 | 226 | 188 | 206 | 161 | 1241 | 206,83 |
| | MAIHER Rostyslav | 173 | 197 | 170 | 0 | 0 | 0 | 540 | 180,00 |
| | IALOVEGA Vladyslav | 233 | 190 | 238 | 201 | 214 | 203 | 1279 | 213,17 |
| | TRUBIN Sergiy | 0 | 0 | 0 | 182 | 140 | 154 | 476 | 158,67 |
| | | 994 | 1064 | 1072 | 960 | 1023 | 903 | 6016 | 200,53 |
| 4. | FRANCE | | | | | | | | |
| | DIVOL Alexis | 253 | 169 | 189 | 194 | 216 | 157 | 1178 | 196,33 |
| | DIVOL Frederic | 223 | 175 | 202 | 202 | 245 | 176 | 1223 | 203,83 |
| | PELICAN Charles | 213 | 167 | 175 | 225 | 149 | 146 | 1075 | 179,17 |
| | BOULLE Didier | 230 | 213 | 148 | 224 | 189 | 220 | 1224 | 204,00 |
| | BARTOUT Ludovic | 191 | 191 | 236 | 239 | 190 | 248 | 1295 | 215,83 |
| | | 0 | 0 | 0 | 0 | 0 | 0 | 0 | 0,00 |
| | | 1110 | 915 | 950 | 1084 | 989 | 947 | 5995 | 199,83 |

| Pos. | Name | Game 1 | Game 2 | Game 3 | Game 4 | Game 5 | Game 6 | Total | Average |
|------|-------------------------|--------|--------|--------|--------|--------|--------|-------|---------|
| 5. | ITALY | | | | | | | | |
| | SAACHI Davide | 205 | 210 | 183 | 246 | 236 | 196 | 1276 | 212,67 |
| | GIACUBBO Domenico | 208 | 157 | 193 | 154 | 188 | 215 | 1115 | 185,83 |
| | TRONCHI Nadir | 154 | 179 | 256 | 179 | 167 | 225 | 1160 | 193,33 |
| | TAGLIATA Vincenzo | 258 | 169 | 216 | 206 | 182 | 199 | 1230 | 205,00 |
| | MONTEROSSO Paolo | 212 | 217 | 176 | 182 | 171 | 141 | 1099 | 183,17 |
| | | 0 | 0 | 0 | 0 | 0 | 0 | 0 | 0,00 |
| | | 1037 | 932 | 1024 | 967 | 944 | 976 | 5880 | 196,00 |
| 6. | NETHERLANDS | | | | | | | | |
| | van Vliet Robin | 191 | 219 | 183 | 157 | 190 | 197 | 1137 | 189,50 |
| | Pont Paul | 161 | 203 | 188 | 186 | 168 | 136 | 1042 | 173,67 |
| | Priems Gerard | 201 | 171 | 177 | 196 | 140 | 158 | 1043 | 173,83 |
| | van Nifterik Andre | 195 | 206 | 195 | 193 | 187 | 172 | 1148 | 191,33 |
| | DUIVENVOORDEN J oost | 198 | 257 | 199 | 211 | 259 | 236 | 1360 | 226,67 |
| | | 0 | 0 | 0 | 0 | 0 | 0 | 0 | 0,00 |
| | | 946 | 1056 | 942 | 943 | 944 | 899 | 5730 | 191,00 |
| 7. | SWEDEN | | | | | | | | |
| | HJALMARSSON Pierre | 192 | 160 | 201 | 212 | 193 | 158 | 1116 | 186,00 |
| | WASE Albin | 148 | 178 | 158 | 0 | 0 | 0 | 484 | 161,33 |
| | NISES Daniel | 230 | 203 | 186 | 147 | 159 | 244 | 1169 | 194,83 |
| | NILSSON J. Ulf | 195 | 198 | 190 | 223 | 164 | 220 | 1190 | 198,33 |
| | FLINK Frederic | 199 | 221 | 206 | 172 | 170 | 223 | 1191 | 198,50 |
| | DRAPSA Szczepan | 0 | 0 | 0 | 157 | 178 | 186 | 521 | 173,67 |
| | | 964 | 960 | 941 | 911 | 864 | 1031 | 5671 | 189,03 |
| 8. | GREECE | | | | | | | | |
| | ILIAKIS Ioannis | 191 | 234 | 226 | 222 | 180 | 163 | 1216 | 202,67 |
| | KATSAGANIS Konstantinos | 214 | 135 | 159 | 191 | 166 | 223 | 1088 | 181,33 |
| | TSOLKANAKIS Christos | 200 | 214 | 164 | 155 | 170 | 192 | 1095 | 182,50 |
| | PONIROS Konstantinos | 239 | 200 | 189 | 150 | 217 | 208 | 1203 | 200,50 |
| | TARLAS Sotiros | 202 | 144 | 179 | 0 | 0 | 0 | 525 | 175,00 |
| | ZAFEIROPOULOS Dimitrios | 0 | 0 | 0 | 199 | 154 | 152 | 505 | 168,33 |
| | | 1046 | 927 | 917 | 917 | 887 | 938 | 5632 | 187,73 |

| Pos. | Name | Game 1 | Game 2 | Game 3 | Game 4 | Game 5 | Game 6 | Total | Average |
|------|-----------------------|--------|--------|--------|--------|--------|--------|-------|---------|
| 9. | AUSTRIA | | | | | | | | |
| | ARTH Oliver | 169 | 177 | 257 | 141 | 194 | 209 | 1147 | 191,17 |
| | STRITZKI Thomas | 218 | 169 | 202 | 183 | 205 | 160 | 1137 | 189,50 |
| | DUSCHET G nther | 187 | 182 | 182 | 140 | 176 | 185 | 1052 | 175,33 |
| | BERGMEISTER Siegfried | 198 | 158 | 186 | 185 | 181 | 222 | 1130 | 188,33 |
| | STOCKREITER Gerhard | 183 | 152 | 200 | 179 | 213 | 227 | 1154 | 192,33 |
| | | 0 | 0 | 0 | 0 | 0 | 0 | 0 | 0,00 |
| | | 955 | 838 | 1027 | 828 | 969 | 1003 | 5620 | 187,33 |
| 10. | DENMARK | | | | | | | | |
| | JENSEN Flemming | 181 | 149 | 173 | 166 | 183 | 212 | 1064 | 177,33 |
| | RYSGAARD Carsten | 191 | 162 | 195 | 193 | 201 | 117 | 1059 | 176,50 |
| | JORGENSEN Peter Frank | 173 | 178 | 156 | 198 | 200 | 190 | 1095 | 182,50 |
| | VAGNER Steen | 201 | 169 | 148 | 228 | 179 | 212 | 1137 | 189,50 |
| | BOCQUET Pierre | 202 | 234 | 206 | 182 | 179 | 204 | 1207 | 201,17 |
| | | 0 | 0 | 0 | 0 | 0 | 0 | 0 | 0,00 |
| | | 948 | 892 | 878 | 967 | 942 | 935 | 5562 | 185,40 |
| 11. | POLAND | | | | | | | | |
| | ZAREK Tomasz | 205 | 215 | 219 | 175 | 222 | 189 | 1225 | 204,17 |
| | GNYSKA Piotr | 125 | 190 | 181 | 0 | 0 | 0 | 496 | 165,33 |
| | SZCZESNY Grzegorz | 160 | 247 | 165 | 178 | 178 | 258 | 1186 | 197,67 |
| | PRETORIUS Bartosz | 163 | 172 | 179 | 149 | 175 | 246 | 1084 | 180,67 |
| | SZYM CZAK Pawel | 200 | 160 | 171 | 195 | 183 | 149 | 1058 | 176,33 |
| | PICK Tomasz | 0 | 0 | 0 | 157 | 182 | 170 | 509 | 169,67 |
| | | 853 | 984 | 915 | 854 | 940 | 1012 | 5558 | 185,27 |
| 12. | LATVIA | | | | | | | | |
| | GABRANS Girts | 222 | 168 | 166 | 166 | 165 | 196 | 1083 | 180,50 |
| | DUKURS Maris | 181 | 166 | 224 | 195 | 230 | 171 | 1167 | 194,50 |
| | BEISONS Guntars | 172 | 169 | 178 | 213 | 189 | 118 | 1039 | 173,17 |
| | NALIVA I KO J anis | 192 | 192 | 196 | 140 | 205 | 189 | 1114 | 185,67 |
| | LAGUNOV S Vladimirs | 191 | 191 | 153 | 160 | 180 | 158 | 1033 | 172,17 |
| | | 0 | 0 | 0 | 0 | 0 | 0 | 0 | 0,00 |
| | | 958 | 886 | 917 | 874 | 969 | 832 | 5436 | 181,20 |

| Pos. | Name | Game 1 | Game 2 | Game 3 | Game 4 | Game 5 | Game 6 | Total | Average |
|------|------------------------|--------|--------|--------|--------|--------|--------|-------|---------|
| 13. | CZECH REP | | | | | | | | |
| | MAROUS Martin | 168 | 245 | 172 | 157 | 189 | 197 | 1128 | 188,00 |
| | JUNG MANN Jiri | 196 | 180 | 166 | 209 | 155 | 170 | 1076 | 179,33 |
| | DRAHOS Thomas | 198 | 191 | 173 | 172 | 207 | 140 | 1081 | 180,17 |
| | ZEMAN Jan | 164 | 171 | 191 | 181 | 188 | 153 | 1048 | 174,67 |
| | VOHRYZKA Jaromir | 205 | 189 | 161 | 219 | 178 | 143 | 1095 | 182,50 |
| | | 0 | 0 | 0 | 0 | 0 | 0 | 0 | 0,00 |
| | | 931 | 976 | 863 | 938 | 917 | 803 | 5428 | 180,93 |
| 14. | CYPRUS | | | | | | | | |
| | LOIZOU Nikos | 213 | 193 | 193 | 177 | 147 | 204 | 1127 | 187,83 |
| | CHRISTOU Christakis | 223 | 150 | 160 | 131 | 177 | 195 | 1036 | 172,67 |
| | PAPADOPOULOS Ioannis | 168 | 166 | 202 | 130 | 164 | 151 | 981 | 163,50 |
| | METHODIOU Methodios | 126 | 158 | 163 | 134 | 162 | 157 | 900 | 150,00 |
| | IAKOVIDIS Panikos | 182 | 214 | 161 | 205 | 204 | 160 | 1126 | 187,67 |
| | | 0 | 0 | 0 | 0 | 0 | 0 | 0 | 0,00 |
| | | 912 | 881 | 879 | 777 | 854 | 867 | 5170 | 172,33 |
| 15. | ESTONIA | | | | | | | | |
| | OJAMETS Teet | 159 | 170 | 186 | 165 | 147 | 129 | 956 | 159,33 |
| | POLDSAMM Pritt | 236 | 161 | 166 | 201 | 155 | 181 | 1100 | 183,33 |
| | HOLBERG Sander | 182 | 153 | 204 | 131 | 135 | 135 | 940 | 156,67 |
| | J ^a GI Erki | 191 | 183 | 171 | 165 | 133 | 175 | 1018 | 169,67 |
| | KARINDI Fredi | 223 | 216 | 176 | 160 | 143 | 143 | 1061 | 176,83 |
| | | 0 | 0 | 0 | 0 | 0 | 0 | 0 | 0,00 |
| | | 991 | 883 | 903 | 822 | 713 | 763 | 5075 | 169,17 |
| SUI | LEDERMANN THOMAS | 201 | 215 | 180 | 183 | 168 | 199 | 1146 | 191,00 |
| SUI | SHELLENBERG Reto | 150 | 165 | 186 | 203 | 188 | 173 | 1065 | 177,50 |
| GER | SCHWARZ Andreas | 212 | 193 | 213 | 216 | 181 | 166 | 1181 | 196,83 |
| RUS | AKOPYAN Arsen | 253 | 200 | 225 | 0 | 0 | 0 | 678 | 226,00 |
| GBR | LAY Ray | 204 | 233 | 196 | 202 | 155 | 198 | 1188 | 198,00 |
| GBR | BOCKING Philips | 163 | 200 | 178 | 194 | 173 | 181 | 1089 | 181,50 |
| GBR | FORSYTH Matthew | 233 | 223 | 259 | 268 | 268 | 211 | 1462 | 243,67 |
| NOR | BOYSEN Rolf Johann | 189 | 159 | 182 | 157 | 152 | 153 | 992 | 165,33 |
| TUR | ASIMOGLU Ilhan | 182 | 164 | 173 | 214 | 190 | 202 | 1125 | 187,50 |
| TUR | BASAK Onder | 258 | 186 | 217 | 205 | 195 | 202 | 1263 | 210,50 |
| TUR | TASKIN Adem | 189 | 180 | 162 | 170 | 153 | 160 | 1014 | 169,00 |
| HUN | SZABO Miklos | 150 | 126 | 159 | 141 | 177 | 164 | 917 | 152,83 |

| Pos. | Name | Game 1 | Game 2 | Game 3 | Game 4 | Game 5 | Game 6 | Total | Average |
|------|--------------------------|--------|--------|--------|--------|--------|--------|-------|---------|
| HUN | EGRITiborc | 171 | 156 | 158 | 117 | 210 | 185 | 997 | 166,17 |
| HUN | POPELE Robert | 181 | 173 | 234 | 165 | 129 | 175 | 1057 | 176,17 |
| NED | RIJ PERT Hennie | 213 | 148 | 159 | 169 | 165 | 167 | 1021 | 170,17 |
| FRA | GUIBOUX Mikael | 203 | 171 | 159 | 208 | 138 | 174 | 1053 | 175,50 |
| FIN | KOIVULA Markku | 190 | 181 | 153 | 204 | 190 | 191 | 1109 | 184,83 |
| FIN | LOPPINEN Markku | 224 | 163 | 180 | 198 | 215 | 187 | 1167 | 194,50 |
| FIN | EKSTR ^a M ALF | 144 | 245 | 212 | 205 | 161 | 150 | 1117 | 186,17 |
| GRE | ZAFEIROPOULOS Dimitrios | 167 | 181 | 148 | 0 | 0 | 0 | 496 | 165,33 |
| SWE | DRAPSA Szczepan | 171 | 203 | 201 | 0 | 0 | 0 | 575 | 191,67 |
| BEL | BARTHOLOME Christophe | 228 | 200 | 165 | 196 | 180 | 112 | 1081 | 180,17 |
| BEL | BARTHOLOME Thomas | 142 | 227 | 226 | 177 | 165 | 179 | 1116 | 186,00 |
| BEL | SIMONS Paul | 161 | 163 | 210 | 213 | 217 | 246 | 1210 | 201,67 |
| POL | PICK Tomasz | 193 | 188 | 170 | 0 | 0 | 0 | 551 | 183,67 |
| LAT | GILBERTS Ainars | 155 | 168 | 158 | 142 | 168 | 170 | 961 | 160,17 |
| ESB | LOPEZ S. Angel L. | 154 | 157 | 145 | 134 | 141 | 173 | 904 | 150,67 |
| ESP | RODRIGUEZ H. Felix | 158 | 152 | 150 | 177 | 200 | 142 | 979 | 163,17 |
| ESP | BONACASA F. Julian | 155 | 221 | 187 | 189 | 160 | 203 | 1115 | 185,83 |
| ITA | PARISI Giuseppe | 177 | 207 | 177 | 169 | 214 | 169 | 1113 | 185,50 |
| UKR | TRUBIN Sergiy | 207 | 192 | 221 | 0 | 0 | 0 | 620 | 206,67 |
| CRO | PUSKADIJA Josip | 143 | 168 | 169 | 195 | 181 | 188 | 1044 | 174,00 |
| CRO | KOLARIC Dimitrije | 156 | 169 | 183 | 190 | 161 | 172 | 1031 | 171,83 |
| CRO | KOLARIC Igor | 243 | 213 | 212 | 187 | 205 | 185 | 1245 | 207,50 |
| ICL | BODVARSSON Bodvar Mar | 143 | 127 | 101 | 139 | 128 | 135 | 773 | 128,83 |
| ICL | EINARSSON Joel E idur | 128 | 174 | 116 | 168 | 114 | 144 | 844 | 140,67 |
| SWE | WASE Albin | 0 | 0 | 0 | 184 | 154 | 172 | 510 | 170,00 |
| RUS | STEPIN Aleksei | 0 | 0 | 0 | 198 | 216 | 206 | 620 | 206,67 |
| UKR | MAIER Rostyslav | 0 | 0 | 0 | 180 | 236 | 181 | 597 | 199,00 |
| GRE | TARLAS Sotiros | 0 | 0 | 0 | 179 | 153 | 183 | 515 | 171,67 |
| POL | GNYSKA Piotr | 0 | 0 | 0 | 150 | 169 | 150 | 469 | 156,33 |



MEN - TEAMS - SEMIFINAL







| COUNTRY | GAME 1 | GAME 2 | GAME 3 | SCORE |
|---------|--------|--------|--------|-------|
| GERMANY | 182 | 235 | X | 2 |
| FRANCE | 160 | 227 | X | 0 |

| COUNTRY | GAME 1 | GAME 2 | GAME 3 | SCORE |
|---------|--------|--------|--------|-------|
| RUSSIA | 204 | 182 | X | 0 |
| UKRAINE | 212 | 202 | X | 2 |

MEN - TEAMS - FINAL

| COUNTRY | GAME 1 | GAME 2 | GAME 3 | SCORE |
|---------|--------|--------|--------|-------|
| GERMANY | 188 | 162 | X | 0 |
| UKRAINE | 205 | 222 | X | 2 |

| a 95! [{ | b! a 9 | /h- b ^{aw} D |
|----------|---|---|
| Dh[5 | DANYLIUK, Vadym DIDORENKO, Nazar IALOVEGA, Vladyslav MAIER, Rostyslav SHCHERBAKOV, Dmytro TRUBIN, SERGIY | - Yw □ Yw lb9  |
| { [1 9w | DUDA, Daniel KLOTZ, Sebastian LINDEMANN, Kevin SCHWARZ, Andreas VETTER, Holger WILDENHAYN, Simon | D9w □ D9wa ! bD  |
| . whbà9 | DROZHBIN Alexey GRIGORYEV Vladimir KHOMUDYAROV Maxim STEPIN, Aleksei SAVCHENKO Alexey AKOPYAN Arsen | w- { □ w- { { !  |
| . whbà9 | BARTOUT, Ludovic PELICAN, Charles DIVOL, Frederic DIVOL, Alexis BOULLE, Didier GUIBOUX, Mikael | Cw! □ Cw b/9  |



WOMEN - TEAM - Results



| Pos. | Name | Game 1 | Game 2 | Game 3 | Game 4 | Game 5 | Game 6 | Total | Average |
|------|---------------------|--------|--------|--------|--------|--------|--------|-------|---------|
| 1. | RUSSIA | | | | | | | | |
| | LOTINA Olga | 177 | 236 | 188 | 203 | 209 | 201 | 1214 | 202,33 |
| | SHUBYREVA Mariia | 191 | 237 | 180 | 192 | 191 | 240 | 1231 | 205,17 |
| | KORABLINOVA Nadezda | 170 | 219 | 172 | 177 | 214 | 226 | 1178 | 196,33 |
| | MAKAROVA Daria | 163 | 195 | 170 | 227 | 203 | 181 | 1139 | 189,83 |
| | PARITS Dina | 195 | 180 | 256 | 144 | 216 | 216 | 1207 | 201,17 |
| | | 0 | 0 | 0 | 0 | 0 | 0 | 0 | 0,00 |
| | | 896 | 1067 | 966 | 943 | 1033 | 1064 | 5969 | 198,97 |
| 2. | UKRAINE | | | | | | | | |
| | DIACHENKO Alla | 178 | 171 | 222 | 178 | 127 | 195 | 1071 | 178,50 |
| | ZHUKOVA Aanzhelika | 165 | 183 | 165 | 155 | 179 | 136 | 983 | 163,83 |
| | VELYCHKO Daryna | 169 | 171 | 165 | 211 | 117 | 190 | 1023 | 170,50 |
| | BOLTOVNINA Olena | 194 | 183 | 166 | 197 | 183 | 220 | 1143 | 190,50 |
| | KOVALCHUK Kateryna | 228 | 191 | 168 | 236 | 212 | 171 | 1206 | 201,00 |
| | | 0 | 0 | 0 | 0 | 0 | 0 | 0 | 0,00 |
| | | 934 | 899 | 886 | 977 | 818 | 912 | 5426 | 180,87 |
| 3. | ITALY | | | | | | | | |
| | TORRISI Giuseppa | 184 | 144 | 203 | 196 | 193 | 183 | 1103 | 183,83 |
| | TIRELLI Maria | 163 | 173 | 158 | 168 | 156 | 181 | 999 | 166,50 |
| | JEMEJ Claudia | 155 | 136 | 151 | 119 | 171 | 135 | 867 | 144,50 |
| | MAIALE Anna | 191 | 188 | 167 | 159 | 212 | 193 | 1110 | 185,00 |
| | FODERA Bendetta | 186 | 179 | 143 | 186 | 179 | 227 | 1100 | 183,33 |
| | | 0 | 0 | 0 | 0 | 0 | 0 | 0 | 0,00 |
| | | 879 | 820 | 822 | 828 | 911 | 919 | 5179 | 172,63 |
| 4. | GREECE | | | | | | | | |
| | BERTI Themis | 163 | 211 | 199 | 178 | 172 | 163 | 1086 | 181,00 |
| | IOANNIDI Christina | 171 | 111 | 168 | 129 | 145 | 154 | 878 | 146,33 |
| | MITSIKA Evangelia | 155 | 171 | 159 | 161 | 121 | 157 | 924 | 154,00 |
| | FERMANI Evgenia | 191 | 179 | 161 | 145 | 142 | 157 | 975 | 162,50 |
| | KARAPASIA Chrysi | 174 | 161 | 211 | 182 | 139 | 184 | 1051 | 175,17 |
| | | 0 | 0 | 0 | 0 | 0 | 0 | 0 | 0,00 |
| | | 854 | 833 | 898 | 795 | 719 | 815 | 4914 | 163,80 |

| Pos. | Name | Game 1 | Game 2 | Game 3 | Game 4 | Game 5 | Game 6 | Total | Average |
|------|---------------------------|--------|--------|--------|--------|--------|--------|-------|---------|
| 5. | SWEDEN | | | | | | | | |
| | ULFSPARRE Eva | 135 | 162 | 182 | 137 | 178 | 205 | 999 | 166,50 |
| | DAHLBERG Ann-Charlotte | 170 | 154 | 158 | 166 | 192 | 186 | 1026 | 342,00 |
| | SHADABI Mairi | 143 | 166 | 170 | 171 | 156 | 148 | 954 | 159,00 |
| | KARLSSON Annelie | 137 | 168 | 146 | 158 | 159 | 170 | 938 | 156,33 |
| | ERIKSSON Mari | 148 | 149 | 191 | 149 | 165 | 164 | 966 | 161,00 |
| | | 0 | 0 | 0 | 0 | 0 | 0 | 0 | 0,00 |
| | | 733 | 799 | 847 | 781 | 850 | 873 | 4883 | 162,77 |
| 6. | POLAND | | | | | | | | |
| | MILO Marta | 160 | 149 | 146 | 163 | 141 | 138 | 897 | 149,50 |
| | KOZLOWSKA Magdalena | 149 | 131 | 124 | 0 | 0 | 0 | 404 | 134,67 |
| | KOCHANIEC Ewelina | 165 | 145 | 140 | 155 | 135 | 180 | 920 | 153,33 |
| | DABKOWSKA EWA | 124 | 150 | 171 | 222 | 203 | 189 | 1059 | 176,50 |
| | PALACZ Aleksandra | 149 | 167 | 139 | 168 | 166 | 177 | 966 | 161,00 |
| | ZALEWSKA Marta | 0 | 0 | 0 | 135 | 123 | 162 | 420 | 140,00 |
| | | 747 | 742 | 720 | 843 | 768 | 846 | 4666 | 155,53 |
| | | | | | | | | | |
| GER | YORULMAZ Semra | 155 | 163 | 163 | 101 | 148 | 185 | 915 | 152,50 |
| GER | HERBST Madita | 120 | 137 | 139 | 137 | 151 | 195 | 879 | 146,50 |
| GER | RITTER Marina | 211 | 152 | 195 | 201 | 204 | 216 | 1179 | 196,50 |
| NOR | NILSEN Trude | 161 | 174 | 193 | 142 | 190 | 186 | 1046 | 174,33 |
| NOR | LORENTZEN Ine | 194 | 211 | 165 | 183 | 151 | 182 | 1086 | 181,00 |
| FIN | KANTOLA Arja | 203 | 179 | 200 | 183 | 168 | 126 | 1059 | 176,50 |
| FIN | RANTALA Sari | 199 | 188 | 166 | 182 | 170 | 170 | 1075 | 179,17 |
| FIN | LINTULA Satu | 163 | 119 | 160 | 195 | 152 | 173 | 962 | 160,33 |
| HUN | KOVACS Eva | 120 | 101 | 117 | 145 | 123 | 146 | 752 | 125,33 |
| HUN | REIDER Ilona | 130 | 110 | 134 | 132 | 135 | 138 | 779 | 129,83 |
| NED | DUIVENVOORDEN Ria | 134 | 172 | 150 | 160 | 130 | 147 | 893 | 148,83 |
| NED | KIEBOOM ANNETTE | 198 | 164 | 171 | 183 | 169 | 164 | 1049 | 174,83 |
| NED | MOITY-LILLUKKA Liisa | 145 | 164 | 167 | 168 | 136 | 161 | 941 | 156,83 |
| NED | ZOOMER Anja | 158 | 167 | 156 | 127 | 106 | 198 | 912 | 152,00 |
| ITA | CAMPO Eliana | 173 | 157 | 163 | 146 | 123 | 144 | 906 | 151,00 |
| ICL | MAGNUSDOTTIR Ragna Gudrun | 206 | 178 | 196 | 161 | 154 | 168 | 1063 | 177,17 |
| ICL | GOMES Ana Rita | 140 | 154 | 149 | 159 | 164 | 124 | 890 | 148,33 |
| ICL | OLADOTTIR Anna Kirstin | 155 | 171 | 190 | 179 | 193 | 139 | 1027 | 171,17 |
| LAT | OZOLA Ilona | 111 | 173 | 119 | 147 | 149 | 150 | 849 | 141,50 |
| LAT | VALDMANE Anita | 182 | 145 | 200 | 148 | 125 | 202 | 1002 | 167,00 |

| Pos. | Name | Game 1 | Game 2 | Game 3 | Game 4 | Game 5 | Game 6 | Total | Average |
|------|-----------------------|--------|--------|--------|--------|--------|--------|-------|---------|
| TUR | TAMYUREK Elvan | 169 | 124 | 140 | 118 | 139 | 169 | 859 | 143,17 |
| TUR | KORKMAZ Feride | 146 | 171 | 150 | 152 | 160 | 150 | 929 | 154,83 |
| TUR | GULEN Zehra A. | 180 | 126 | 161 | 156 | 149 | 189 | 961 | 160,17 |
| ESP | GONZALEZ A. Rosa | 118 | 144 | 131 | 145 | 215 | 159 | 912 | 152,00 |
| UKR | TRUBINA Liudmyla | 164 | 135 | 155 | 123 | 184 | 190 | 951 | 158,50 |
| CZE | KLOFACOVA Katerina | 166 | 214 | 219 | 164 | 189 | 156 | 1108 | 184,67 |
| CZE | VOHRYZKOVA Dasa | 139 | 123 | 167 | 155 | 143 | 161 | 888 | 148,00 |
| CZE | MALEROVA Pavlina | 157 | 197 | 178 | 130 | 178 | 197 | 1037 | 172,83 |
| SUI | ROSSINI LAETITIA | 134 | 127 | 101 | 140 | 168 | 123 | 793 | 132,17 |
| SUI | TAVAGLIONE-R. Vanessa | 192 | 171 | 131 | 106 | 204 | 193 | 997 | 166,17 |
| SUI | MACHOUD Rani | 131 | 138 | 157 | 197 | 142 | 170 | 935 | 155,83 |
| SUI | BUEHLER Brigitte | 163 | 175 | 199 | 113 | 146 | 183 | 979 | 163,17 |
| GRE | TSIONAKA Garyfalia | 139 | 134 | 136 | 210 | 146 | 172 | 937 | 156,17 |
| EST | LUIK Sirie | 162 | 183 | 205 | 174 | 141 | 138 | 1003 | 167,17 |
| FRA | SCELLIER Aurelie | 192 | 163 | 161 | 225 | 170 | 168 | 1079 | 179,83 |
| RUS | SHAKHBAZIAN Nadezhda | 227 | 180 | 219 | 193 | 168 | 188 | 1175 | 195,83 |
| POL | ZALEWSKA Marta | 158 | 147 | 170 | 0 | 0 | 0 | 475 | 158,33 |
| POL | KOZLOWSKA Magdalena | 0 | 0 | 0 | 180 | 164 | 112 | 456 | 152,00 |



WOMEN - TEAMS - SEMIFINAL







| COUNTRY | GAME 1 | GAME 2 | GAME 3 | SCORE |
|---------|--------|--------|--------|-------|
| RUSSIA | 162 | 147 | 184 | 2 |
| GREECE | 166 | 127 | 177 | 1 |

| COUNTRY | GAME 1 | GAME 2 | GAME 3 | SCORE |
|---------|--------|--------|--------|-------|
| UKRAINE | 151 | 225 | 116 | 1 |
| ITALY | 157 | 135 | 166 | 2 |

WOMEN - TEAMS - FINAL

| COUNTRY | GAME 1 | GAME 2 | GAME 3 | SCORE |
|---------|--------|--------|--------|-------|
| RUSSIA | 236 | 177 | X | 2 |
| ITALY | 168 | 139 | X | 0 |

| a 95! [{ | b! a 9 | /h- b ^α wD |
|-----------|--|--|
| Dh[5 | KORABLINOVA, Nadezda LOTINA, Olga MAKAROVA, Daria PARITS, Dina SHAKHBAZIAN, Nadezhda SHUBYREVA, Mariia | w- {  |
| { [1 9w | TIRELLI, MARIA TORRISI, Giuseppa MAIALE, Anna FODERA, Benedetta JERNEJ, Claudia CAMPO, Eliana | [α!  |
| . whbà9 | BERTI, Themis FERMANI, Evgenia IOANNIDI, Christina KARAPASIA, Chrysi MITSIKA, Evangelia TSIONAKA, Garyfalia | Dw9  |
| . whbà9 | BOLTOVNINA, Olena DIACHENKO, Alla KOVALCHUK, Kateryna TRUBINA, Liudmyia VELYCHKO, Daryna ZHUKOVA, Anzhelika | - Yw  |